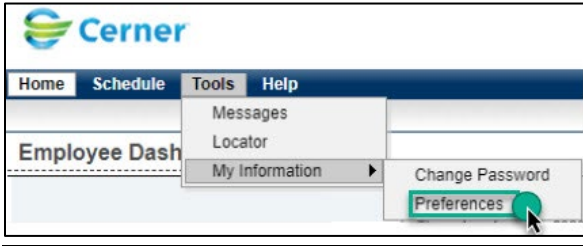




# Clairvia Web: Notification Preferences

## Overview

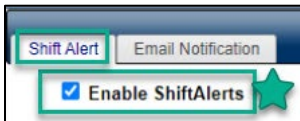
You can update your notification preferences for ShiftAlerts and Email notifications within the **Tools** menu:



## Notification Preferences

### Enabling ShiftAlerts

- 1) From the **Preferences** screen, *click* the **Shift Alert** tab and *click* the box to **Enable ShiftAlerts**.



- 2) *Click* the profiles (units) that you want to receive alerts from. You should be able to see the profiles (units) that you are eligible to work in.



- 3) *Click* to select your ShiftAlert preferences, then *click* **Save**:

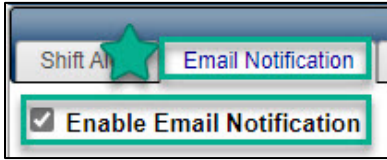
Send ShiftAlerts by:	Phone Call	Text Message	Email
Cell: (816) 555-3829	<input type="checkbox"/>	<input checked="" type="checkbox"/>	<input type="checkbox"/>
jhansen@yahoo.net	<input type="checkbox"/>	<input type="checkbox"/>	<input checked="" type="checkbox"/>
Work: +13155605678	<input checked="" type="checkbox"/>	<input type="checkbox"/>	<input type="checkbox"/>

**Note:** you cannot select Phone Call and Text Message on the same phone number.



## Enabling Email Notifications

- 1) From the **Preferences** screen, *click* the **Email Notification** tab and *click* the box to **Enable Email Notification**.



- 2) *Select* the email notifications that you would like to receive:
  - **Schedule Notification** – receive email updates when changes are made to your schedule.
  - **Request Notification** – receive email updates with the details of your request and any changes in status (approval or denial.)
  - **Shift Swap Notification** – receive email updates with the details of your swap request and any changes in status (acceptance from an invitee, approval from manager.)
  - **Shift Opportunities Notification** – receive email updates with the details of the opportunities you have signed up for, as well as updates on the status (approval or denial.)

Schedule Notification	Request Notification	Shift Swap Notification	Opportunity Notification
<input checked="" type="checkbox"/>	<input checked="" type="checkbox"/>	<input checked="" type="checkbox"/>	<input checked="" type="checkbox"/>

Note: Your profile may not be configured to use all of the features displayed above.

To update your contact information, contact your CVM administrator.